

U40 Points

PART ID	DESCRIPTION	A	B	C	D	WEIGHT
		LENGTH	BIT	BIT	WIDTH AT	
		mm / in	WIDTH	THICKNESS	EARS	kg / lb
			mm / in	mm / in	mm / in	
U40A	Abrasion	314 / 12.35	78 / 3.08	15 / 0.58	134 / 5.26	17.0 / 37.5
U40AH	Abrasion Hot Slag*	314 / 12.35	78 / 3.08	15 / 0.58	134 / 5.26	17.0 / 37.5
U40AHB	Abrasion Hot Slag**	314 / 12.35	78 / 3.08	15 / 0.58	134 / 5.26	17.0 / 37.5
U40AP	Abrasion Penetration	344 / 13.53	60 / 2.36	12 / 0.48	134 / 5.26	14.3 / 31.5
U40APH	Abr Pen Hot Slag*	344 / 13.53	60 / 2.36	12 / 0.48	134 / 5.26	14.3 / 31.5
U40APHB	Abr Pen Hot Slag**	344 / 13.53	60 / 2.36	12 / 0.48	134 / 5.26	14.3 / 31.5
U40C	Chisel	328 / 12.91	45 / 1.78	9 / 0.36	134 / 5.26	10.0 / 22.0
U40CH	Chisel Hot Slag*	328 / 12.91	45 / 1.78	9 / 0.36	134 / 5.26	10.0 / 22.0
U40CHB	Chisel Hot Slag**	328 / 12.91	45 / 1.78	9 / 0.36	134 / 5.26	10.0 / 22.0
U40F	Flare	316 / 12.45	203 / 7.99	18 / 0.70	134 / 5.26	13.0 / 28.6
U40FHB	Flare**	316 / 12.45	203 / 7.99	18 / 0.70	134 / 5.26	13.0 / 28.6
U40H	Heavy	326 / 12.84	46 / 1.80	20 / 0.77	134 / 5.26	12.1 / 26.6
U40P	Pick	335 / 13.20	18 / 0.70	11 / 0.45	134 / 5.26	8.1 / 17.8
U40PHB	Pick**	335 / 13.20	18 / 0.70	11 / 0.45	134 / 5.26	8.1 / 17.8
U40S	Standard	294 / 11.56	122 / 4.81	12 / 0.48	134 / 5.26	9.9 / 21.8
U40SHB	Standard**	294 / 11.56	122 / 4.81	12 / 0.48	134 / 5.26	9.9 / 21.8
U40T	Twin Pick	334 / 13.16	161 / 6.34	10 / 0.41	134 / 5.26	9.9 / 22.0
U40THB	Twin Pick**	334 / 13.16	161 / 6.34	10 / 0.41	134 / 5.26	9.9 / 22.0

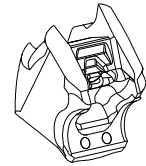
* Ships with Hot Slag Lock; ** Ships with Bolt-in Lock

Lock Assembly

PART ID	DESCRIPTION	LENGTH		WEIGHT PER PART kg/lb
		mm	in	
U40L-BOX	ULTRALOK LOCK ASSEMBLY-10EA;NONE	31.35	1.23	0.10 / 0.21
U40LH-BOX	ULTRALOK HOT SLAG LOCK-10EA;NONE	31.51	1.24	0.20 / 0.45
U40LHB-BOX	ULTRALOK BOLT-IN HS LOCK-10EA;NONE	31.51	1.24	0.17 / 0.37

Note: Available by the box, 10 locks per box.

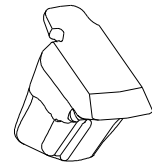
Standard



LHB



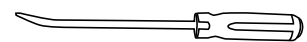
Hot Slag



Pry Tools / Removal Tools

PART ID	DESCRIPTION	WEIGHT kg/lb
CPB15G	PRY BAR WITH HANDLE-MEDIUM;	0.38 / 0.84
84001	FINES PICK TOOL-LARGE;	0.15 / 0.30

CPB15G

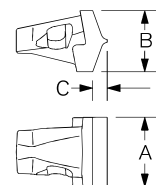


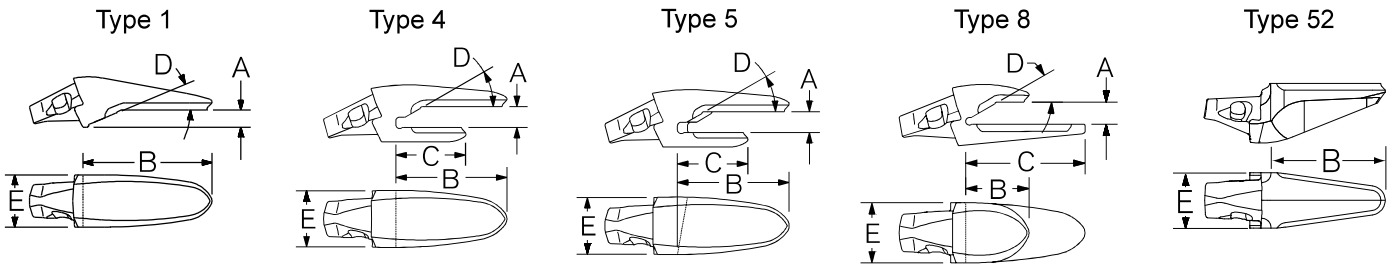
84001



Weld-on Nose

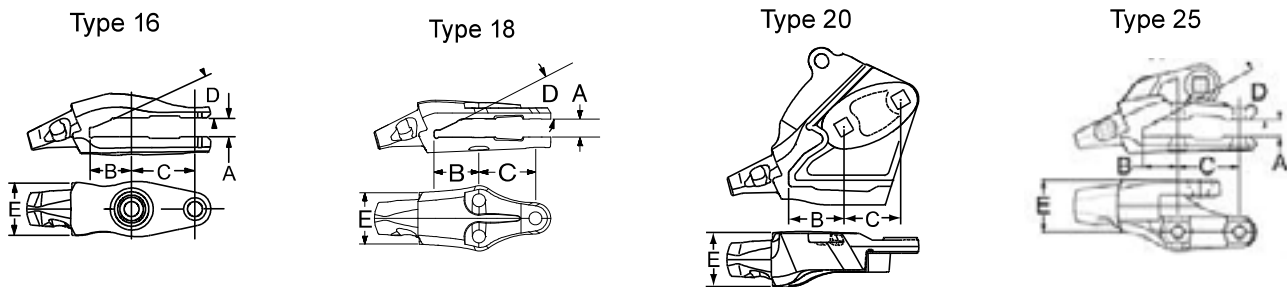
PART ID	DESCRIPTION	A WIDTH mm/in	B HEIGHT mm/in	C J-GROOVE mm/in	WEIGHT kg/lb
WN-U40	Weldon Nose	129 / 5.08	123 / 4.86	30 / 1.19	7.9 / 17.5





U40 Adapters

PART ID	TYPE	DESCRIPTION	A LIP THICKNESS mm / in	B TOP LEG mm / in	C BOTTOM LEG mm / in	D RAMP ANGLE deg	E ADAPTER WIDTH mm / in	NOSE ANGLE deg	WEIGHT kg / lb	MACHINE TYPE
Excavator										
3882B-U40	8	1-1/2 Bottom Leg	40 / 1.50	146 / 5.73	264 / 10.37	30	129 / 5.08	10	17.0 / 37.6	EXC
3810B-U40	8	1-1/2 Bottom Leg	45 / 1.75	145 / 5.71	264 / 10.39	30	129 / 5.08	10	17.9 / 39.5	EXC
5856-U40	8	1-1/2 Bottom Leg	50 / 2.00	145 / 5.71	264 / 10.39	30	129 / 5.08	10	17.1 / 37.6	EXC
8801-U40	4	1-1/2 Top Leg	50 / 2.00	254.3 / 10.01	131 / 5.16	30	129 / 5.08	10	18.1 / 39.9	EXC
Wheel Loader										
1837A-U40	4	1-1/2 Top Leg	50 / 2.00	248 / 9.76	124 / 4.9	30	129 / 5.08	15	18.0 / 39.8	FEL
1812LA-U40	5	1-1/2 Top Leg Spade	50 / 2.00	248 / 9.76	124 / 4.9	30	129 / 5.08	15	18.9 / 41.7	FEL
1812RA-U40	5	1-1/2 Top Leg Spade	50 / 2.00	248 / 9.76	124 / 4.9	30	129 / 5.08	15	18.9 / 41.7	FEL
3892-U40	1	Flushmount	50 / 2.00	298 / 11.73	N/A	22.5-25	129 / 5.08	15	18.1 / 39.8	FEL
Miscellaneous										
3898-U40	52	Flushmount	N/A	268 / 10.55	N/A	0	129 / 5.08	9	19.7 / 43.4	Clamshell



U40 Bolt-on Adapters

PART ID	TYPE	DESCRIPTION	A LIP THICKNESS mm/in	B 1st BOLT HOLE mm/in	C 2nd BOLT HOLE mm/in	D RAMP ANGLE deg	E ADAPTER WIDTH mm/in	NOSE ANGLE deg	WEIGHT kg/lb	BOLTS (qty) SIZE (in)	MACHINE MODEL
7712-U40	16	2 Leg 2 Bolt	45 / 1.75	105 / 4.13	156 / 6.14	22.5	136 / 5.35	15	25.5 / 56.1	(2) 1-1/4 X 4-3/4 PB ^	CAT 980C/F/G/H
7713R-U40	20	2 Bolt Corner Guard	45 / 1.75	131 / 5.17	138 / 5.44	22.5	133 / 5.22	15	38.6 / 85.0	(2) 1-1/4 X 3-3/4 PB *	CAT 980C/F/G/H
7713L-U40	20	2 Bolt Corner Guard	45 / 1.75	131 / 5.17	138 / 5.44	22.5	133 / 5.22	15	38.6 / 85.0	(2) 1-1/4 X 3-3/4 PB *	CAT 980C/F/G/H
5750-U40	18	2 Leg 3 Bolt	40 / 1.57	85 / 3.34	150 / 5.91	29	165 / 6.50	15	26.3 / 58	(3) 1 X 4-1/4 PB ^^	KOM WA500
5766L-U40	25	3 Leg Corner 3 Bolt	40 / 1.57	85 / 3.34	150 / 5.91	29	172 / 6.77	15	29.2 / 64.3	(2) 1 X 4-3/4 PB ^^ (1) 1-1/4 X 4 PB ^	KOM WA500
5766R-U40	25	3 Leg Corner 3 Bolt	40 / 1.57	85 / 3.34	150 / 5.91	29	172 / 6.77	15	29.2 / 64.3	(2) 1 X 4-3/4 PB ^^ (1) 1-1/4 X 4 PB ^	KOM WA500

^ Use with 1-1/4" x 45 degree tapered nut

* Use with 1-1/4" standard hex nut

^^ Use with 1" x 45 degree tapered nut